

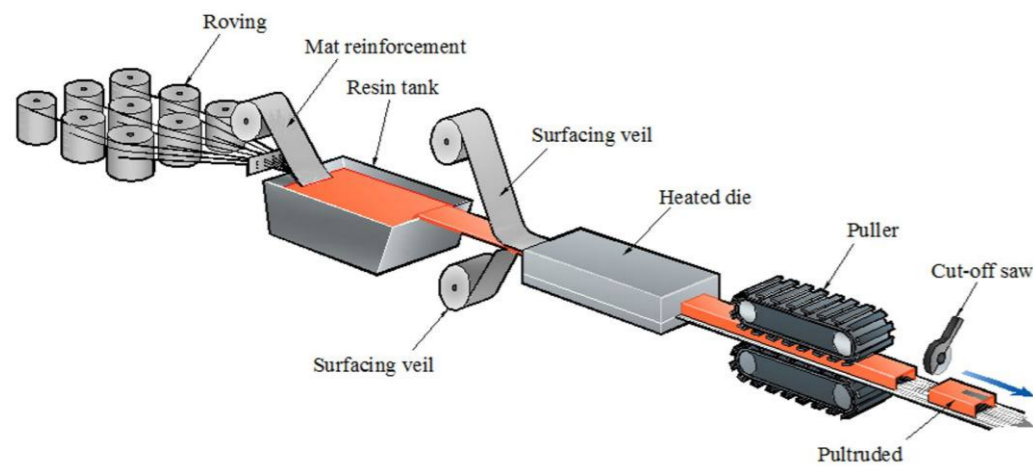
FRP Pultruded Gratings

Pultruded gratings are made by assembling the FRP pultrusions which are manufactured with a high percentage of glass fiber rovings soaked with resin and finally designed to desired shapes by heating and pultruding.


Pultrusion is a continuous process in which the glassfibers, glass matting and a synthetic surface veil are literally “pulled” simultaneously through a polyester or vinyl ester resin bath. The desired geometric shape is formed as they are pulled through a heated steel die as the composite hardens.

Pultruded gratings are light weight, strong, chemical and UV resistant with less maintenance. Pultruded gratings are well suited for highly corrosive environments and offers very high load bearing capacity.

Pultrusion Process

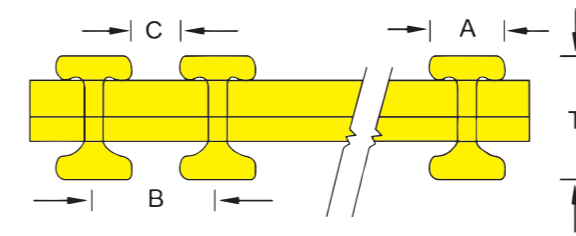


Pultruded Gratings



FRP Pultruded Gratings

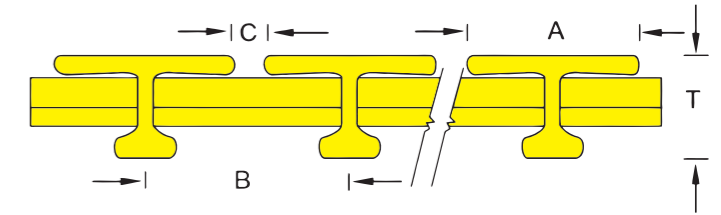
Grating Selection Table



I - Type



T - Type



Type	Height (mm) (T)	Top edge width (mm) (A)	Space between (mm) (B)	Clearance width (mm) (C)	Open area (%)	Estimated weight (kg/m ²)
I-4010	25	15	25	10	40	17.1
I-5010	25	15	30	15	50	14.2
I-6010A	25	15	38	23	60	11.2
I-6010B	25	8	19.8	11.8	60	12.2
I-4015	38	15	25	10	40	22
I-5015	38	15	30	15	50	19.1
I-6015	38	15	38	23	60	16.2
I-4012	30	15	25	10	40	18.8
I-5012	30	15	30	15	50	15.7
I-6012	30	15	38	23	60	12.6
I-40125	32	15	25	10	40	19.8
I-50125	32	15	30	15	50	17.4
I-60125	32	15	38	23	60	13.5
I-4020	50	15	25	10	40	28.5
I-5020	50	15	30	15	50	24.2
I-6020	50	15	38	23	60	20.1
T-1210	25	38	43.4	5.4	12	14.5
T-1810	25	38	50.8	9.5	18	13.8
T-2510	25	38	50.8	12.7	25	12.3
T-3310	25	41.3	19.7	61	33	11.2
T-3810	25	38	61	23	38	10.2
T-1215	38	38	43.3	5.2	12	19.6
T-2515	38	38	50.8	12.7	25	16.7
T-3815	38	38	61	23	38	14.2
T-3320	50	25.4	38.1	12.7	33	20.3
T-5020	50	25.4	50.8	25.4	50	15.7